



THE **ALTAIR-E.** WALLPACK




WPL SERIES



THE **ALTAIR E.**

WALLPACK



10W 15W 20W	WPL 110
30W	WPL 120
40W 50W	WPL 130
80W	WPL 140
100W	WPL 150

**WE CONTINUE TO
BRING ADVANCED
LED TECHNOLOGY
TO THE LIGHTING
INDUSTRY.**



THE **ALTAIR E.**

PRODUCT OVERVIEW

UL wet listed die-cast aluminum construction with UV stabilized polycarbonate lens complete with stainless steel hardware. Mounts to standard 4 inch square electrical junction boxes. Alternate junction box mounting possible via universal mounting ring. Ingress resistant gasket included.

- Economic grade architectural wall pack
- Mid-power LED chips and YG® driver technology
- Dimming option available
- Precision die cast
- Easy wall mount installation
- Wet location rated fixture for outdoor use
- Chip and fade resistant powder coat finish in any color
- Type III & IV, Forward throw reflector
- Industrial grade, Button-type photocell



HANDS-FREE INSTALL

Knock-out holes to fit any junction box with integrated bubble-level for level mounting

STRONG HOUSING

Die cast aluminum with weather resistant powder coating paint

DARK-SKY FRIENDLY

Full-cutoff wallpack to eliminate light pollution

CONDUIT ENTRIES

Four standard 1/2" threaded conduit entries

MAINTENANCE-FREE

More than 50K hours per L70 TM-21 @ 70 °C

THE **ALTAIR E.**
PRODUCT SPECIFICATIONS



WPL 110
10W
15W
20W



WPL 120
30W



WPL 130
40W
50W



WPL 140
80W



WPL 150
100W

CERTIFICATIONS

- DLC 4.2 Standard
- cUL-us Listed

SPECIFICATION & VARIATIONS

Sample

WPL140-80W-40K-V8-D-PC-T3-S1-BZ

BODY TYPE	SYSTEM WATTAGE	CCT	VOLTAGE	DIMMING OPTION	ELECTRICAL (PHOTOCELL)	ELECTRICAL OPTICS	SURGE PROTECTOR	HOUSING FINISH
WPL140 -	80W -	40K -	V8 -	D -	PC -	T3 -	S1 -	BZ -
WPL110	10W 15W 20W	30K = 3000K 40K = 4000K 50K = 5000K	V1 = 120V V2 = 208V V3 = 220V V4 = 240V V5 = 277V V8 = 120-277V	D = Dimming N = Non-Dimming	PC = Photocell NA = None	T3 = TYPE III T4 = TYPE IV Forward Throw Full Cut-Off	NA = None S1 = Surge Protector	BZ = Bronze WH = White BK = Black SL = Silver GY = Gray
WPL120	30W							
WPL130	40W 50W							
WPL140	80W							
WPL150	100W							

BUILD YOUR ORDER SKU NUMBER - If you don't see a specific feature listed above, please contact your regional sales representative for details about custom made to order (MTO) luminaires.

PRODUCT SUMMARY

LED Chip:	Mid-power LED chips and YG® driver technology
CRI:	≥80
Driver:	Adjustetable 0-10V Dimming type is continuous,The product can dim to 10%
THD:	< 20% @ full load
PF:	> 0.9 @ full load, 100V through 277V
Driver Efficiency:	> 85%
Warranty:	Warranty: 5 Years (terms and conditions apply).
Ambient Operating Range:	-30°C to 40°C
Rated Life:	More than 50K hours per L70 TM-21 @ 70 °C
Dimensions:	WPL110: 6.66"x5.63"x3.18", WPL120: 7.96"x6.49"x3.19", WPL130: 10.22"x7.80"x 5.02", WPL140: 11.76" x 9.41" x 5.02", WPL150: 11.76" x 9.41" x 5.02"
Weight:	WPL110: 2.30 lbs, WPL120: 2.85 lbs, WPL130: 5.25 lbs, WPL140: 8.25 lbs WPL150: 8.25 lbs
Electrical:	120-277V operation, 50/60Hz, Single Driver RoHS and IP65
Application:	Ideal for Commerical Office, Residential

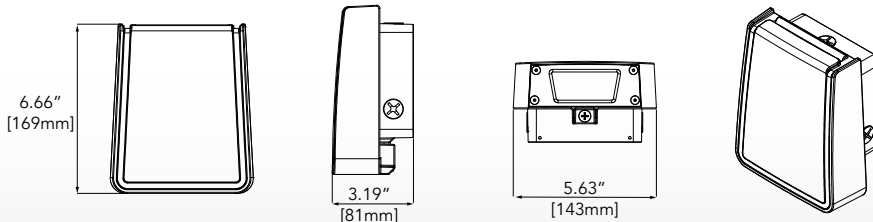
THE ALTAIR E.

PRODUCT SPECIFICATIONS



THE ALTAIR E. 110

CCT	SYSTEM WATTAGE	LED WATTAGE	LUMENS (LMS)	LUMENS PER WATT	REPLACES (MH)	CRI	OPTICS INFORMATION	VOLTAGE	WEIGHT
40K	10W	9W	1110	107	50W	≥80	Forward Throw Full Cut-Off	120-277	2.30 lbs.
							TYPE III		
							TYPE IV		
	15W	14W	1575	105	70W		Forward Throw Full Cut-Off		
							TYPE III		
							TYPE IV		
	20W	18W	2105	108	70W		Forward Throw Full Cut-Off		
							TYPE III		
							TYPE IV		
50K	10W	9W	1124	110	50W	≥80	Forward Throw Full Cut-Off	120-277	2.30 lbs.
							TYPE III		
							TYPE IV		
	15W	14W	1575	105	70W		Forward Throw Full Cut-Off		
							TYPE III		
							TYPE IV		
	20W	18W	2131	108	70W		Forward Throw Full Cut-Off		
							TYPE III		
							TYPE IV		

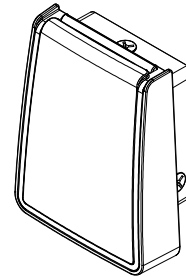
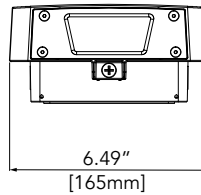
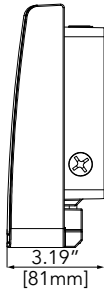
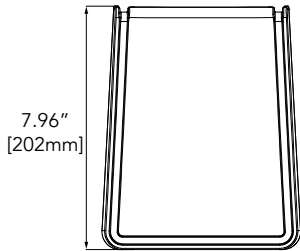


THE ALTAIR E.

PRODUCT SPECIFICATIONS

THE ALTAIR E. 120

CCT	SYSTEM WATTAGE	LED WATTAGE	LUMENS (LMS)	LUMENS PER WATT	REPLACES (MH)	CRI	OPTICS INFORMATION	VOLTAGE	WEIGHT
40K	30W	27W	3150	105	100W	≥80	TYPE III	120-277	2.85 lbs.
			3150	105			TYPE IV		
			3174	103			Forward Throw Full Cut-Off		
50K	30W	27W	3150	105	100W	≥80	TYPE III	120-277	2.85 lbs.
			3150	105			TYPE IV		
			3228	104			Forward Throw Full Cut-Off		



THE ALTAIR E.

PRODUCT SPECIFICATIONS


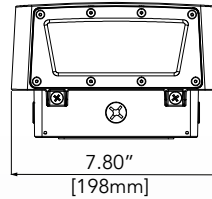
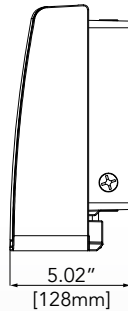
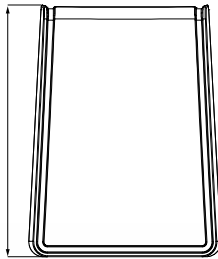


THE ALTAIR E. 130

CCT	SYSTEM WATTAGE	LED WATTAGE	LUMENS (LMS)	LUMENS PER WATT	REPLACES (MH)	CRI	OPTICS INFORMATION	VOLTAGE	WEIGHT
40K	40W	36W	4200	105	150W	≥80	TYPE III	120-277	5.25 lbs.
			4200	105			TYPE IV		
			4081	105			Forward Throw Full Cut-Off		
	5003	102	Forward Throw Full Cut-Off						
50K	40W	36W	4200	105	150W	≥80	TYPE III	120-277	5.25 lbs.
			4200	105			TYPE IV		
			4133	105			Forward Throw Full Cut-Off		
	5025	101	Forward Throw Full Cut-Off						
50W	45W	5025	101						



10.22"
[260mm]

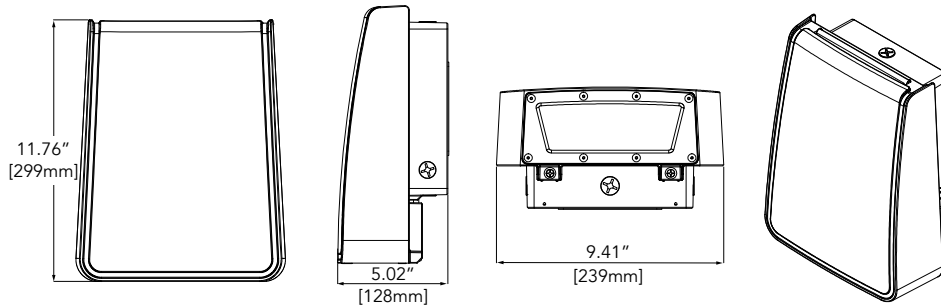


THE ALTAIR E.

PRODUCT SPECIFICATIONS

THE ALTAIR E. 140

CCT	SYSTEM WATTAGE	LED WATTAGE	LUMENS (LMS)	LUMENS PER WATT	REPLACES (MH)	CRI	OPTICS INFORMATION	VOLTAGE	WEIGHT
40K	80W	70W	8000	100	250W	≥80	TYPE III	120-277	8.25 lbs.
			8000	100			TYPE IV		
			7802	100			Forward Throw Full Cut-Off		
50K	80W	70W	8000	100	250W	≥80	TYPE III	120-277	8.25 lbs.
			8000	100			TYPE IV		
			7927	101			Forward Throw Full Cut-Off		



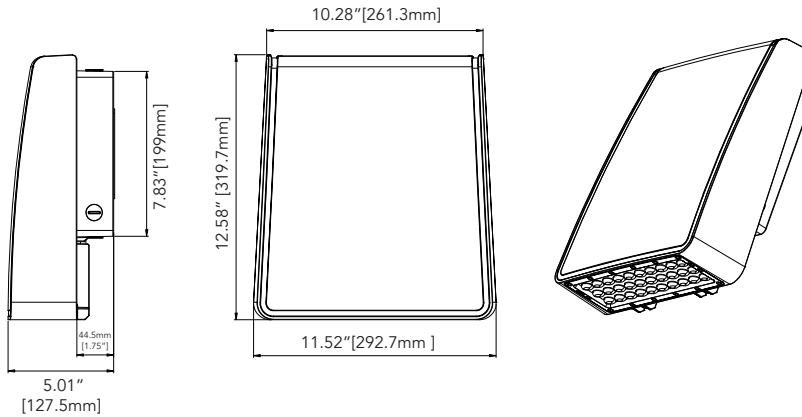
THE ALTAIR E.

PRODUCT SPECIFICATIONS



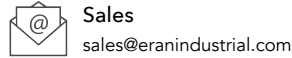
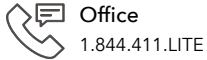
THE ALTAIR E. 150

CCT	SYSTEM WATTAGE	LED WATTAGE	LUMENS (LMS)	LUMENS PER WATT	REPLACES (MH)	CRI	OPTICS INFORMATION	VOLTAGE	WEIGHT
40K	100W	90W	10000	100	250W	≥80	TYPE III	120-277	8.25 lbs.
			10000	100			TYPE IV		
50K	100W	90W	10000	100	250W	≥80	TYPE III	120-277	8.25 lbs.
			10000	100			TYPE IV		



Ready to Order or have any questions?

Contact us for any additional information, such as IES documentation and lighting specification Sheets, or please visit us online at: www.eranindustrial.com



Office Location.



USA Office
3500 NW 2nd Avenue,
Ste 717 Boca Raton,
Florida 33431



CHINA Headquarters
17/F Guangbo Mansion
#1357 Yinxian Avenue
Yinzhou District
Ningbo, China 315100

ALTAIR E-SERIES



Available in Our
QUICKSHIP Stock
at Eran's USA warehouses!



eran industrial.